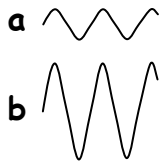


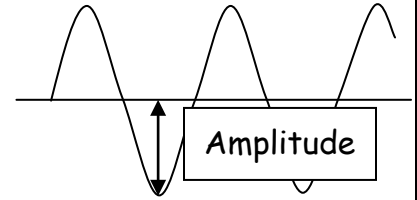
The **amplitude** is a measure of how tall the wave is.

*The larger the amplitude the louder the sound.*



1. Which wave has the higher amplitude (a or b)? \_\_\_\_\_

2. Which wave is from the loudest sound? \_\_\_\_\_



The **frequency** equals the number of vibrations in one second.

The closer the waves are together, the higher the frequency.

*The higher the frequency, the higher the pitch of the sound.*

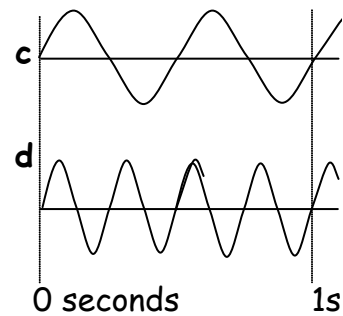
3. Which wave has the most vibrations in 1 second (c or d)? \_\_\_\_\_

4. Which wave has the highest frequency? \_\_\_\_\_

5. Which wave is from the highest pitch sound? \_\_\_\_\_

6. Are the amplitudes of the waves different? \_\_\_\_\_

7. Are the volumes of the sounds different? \_\_\_\_\_



8. Which wave has the higher amplitude (e or f)? \_\_\_\_\_

9. Which wave is from the loudest sound? \_\_\_\_\_

10. Which wave has vibrations that are closest together? \_\_\_\_\_

11. Which wave has the highest frequency? \_\_\_\_\_

12. Which wave is from the highest pitch sound? \_\_\_\_\_

Copy wave 'g' carefully into your book.

*Make sure the amplitude and wavelength are the same as those in wave g.*

13. Draw a wave below your copy of wave g, which has a much higher amplitude, but the same frequency. Label it 'h'.

How would this sound compare to the sound that produced wave 'g'?

14. Draw a wave to the right of your copy of wave g, which has the same amplitude, but a much higher frequency. Label it 'i'.

How would this sound compare to the sound that produced wave 'g'?

